



# HOW TO KEEP SCORE!

## HOW TO MANAGE SCORE KEEPING WITH AN EXAMPLE

### SCORING IS SIMPLE: REMEMBER AND FOLLOW THESE RULES:

EACH GAME CONSISTS OF TEN FRAMES. EACH BOX ON THE SCORE SHEET REPRESENTS ONE FRAME

YOU BOWL TWO BALLS IN EACH FRAME UNLESS YOUR FIRST BALL IS A STRIKE ALL PINS DOWN WITH ONE BALL.

IF YOU GET ALL THE PINS WITH BOTH BALLS, YOU HAVE A SPARE

IF YOU FAIL TO KNOCK DOWN ALL TEN PINS IN A FRAME, YOU HAVE MERELY RECORD THE NUMBER YOU DID GET AS YOUR SCORE FOR THAT FRAME.

IF YOU GET A SPARE YOUR SCORE FOR THAT FRAME IS TEN PLUS THE NUMBER YOU GET ON YOUR NEXT BALL.

IF YOU GET A STRIKE, YOUR SCORE FOR THAT FRAME IS TEN PLUS THE NEXT TWO BALLS.

THE SCORE IS CARRIED OVER FROM FRAME TO FRAME.

### HERE IS THE SCORING FOR A TYPICAL GAME



A STRIKE



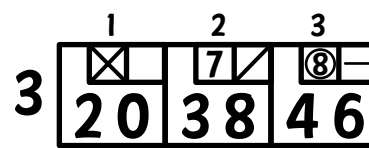
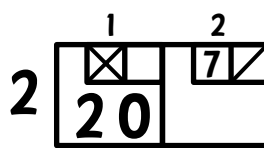
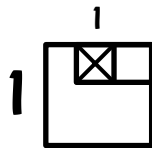
A SPARE



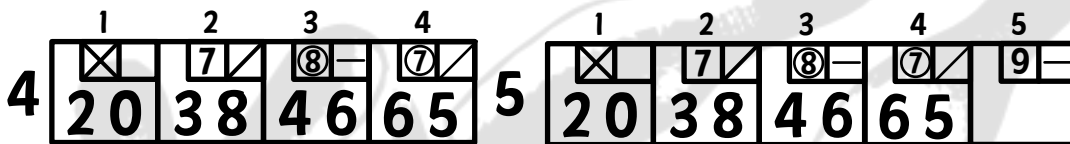
A SPLIT



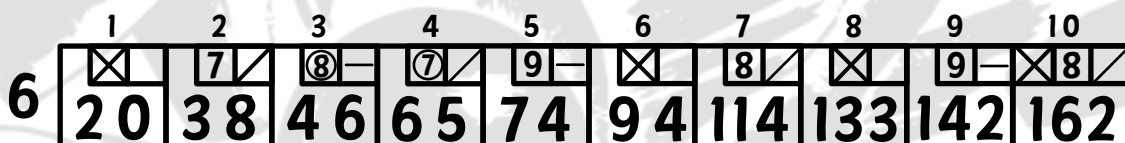
A OPEN



1. STRIKE HOLD SCORE UNTIL NEXT TWO BALLS ARE ROLLED
2. 7 PINS ON THE FIRST BALL 3 ON THE SECOND, PICKED UP A SPARE SCORE 20 FOR 1ST FRAME (10 FOR THE STRIKE PLUS 7 & 3 FOR THE NEXT TWO BALLS): HOLD SCORE FOR 2ND FRAME UNTIL NEXT BALL IS ROLLED.
3. 8 PINS ON THE FIRST BALL, A SPLIT (STANDING PINS ARE WIDELY SEPARATED), NONE ON SECOND BALL-SCORE 38 FOR THE 2ND FRAME (20 PLUS 10 FOR THE SPARE PLUS 8 FOR THE NEXT BALL): SCORE 46 FOR 3RD FRAME (38 PLUS 8 PINS KNOCKED DOWN IN THIS FRAME.)



4. 7 PINS ON THE FIRST BALL, A SPLIT, 3 PINS ON SECOND BALL, A CONVERTED SPLIT-A FOR A SPARE, HOLD SCORE UNTIL NEXT BALL IS ROLLED.
5. 9 PINS ON FIRST BALL, NONE ON SECOND, A MISS-SCORE 65 FOR THE 4TH FRAME(46 PLUS 10 FOR THE CONVERTED SPLIT PLUS 9 FOR THE NEXT BALL): SCORE 74 FOR 5TH FRAME (65 PLUS 9 FOR PINS IN THIS FRAME)



6. STRIKE-HOLD SCORE: 8 AND A SPARE-SCORE 94 FOR THE 6TH FRAME, HOLD SCORE FOR 7TH; SPARE -SCORE 114 FOR 7TH FRAME: HOLD SCORE FOR 8TH: 9 AND A MISS-SCORE 133 FOR 8TH FRAME, 142 FOR 9TH: STRIKE, 8 PINS AND A SPARE-SCORE 162 FOR LAST FRAME AND GAME.